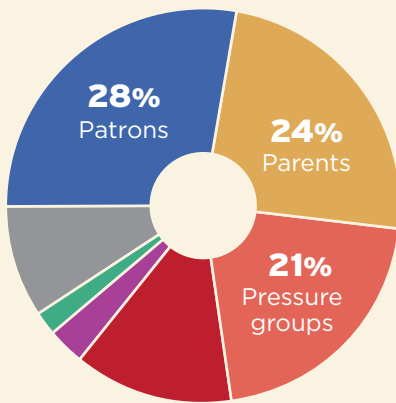


CENSORSHIP BY THE NUMBERS

In 2023, the American Library Association documented the highest number of titles targeted for censorship since ALA began compiling data more than 20 years ago. 4,240 unique titles were challenged last year, up from 2,571 targeted in 2022. [Learn more at ala.org/bbooks](https://ala.org/bbooks)




WHO INITIATES ATTEMPTS TO CENSOR BOOKS?



- 13% Board/administration
- 3% Librarians/teachers/staff
- 2% Elected officials/government
- 9% Other/unknown

Statistics based on 954 cases.

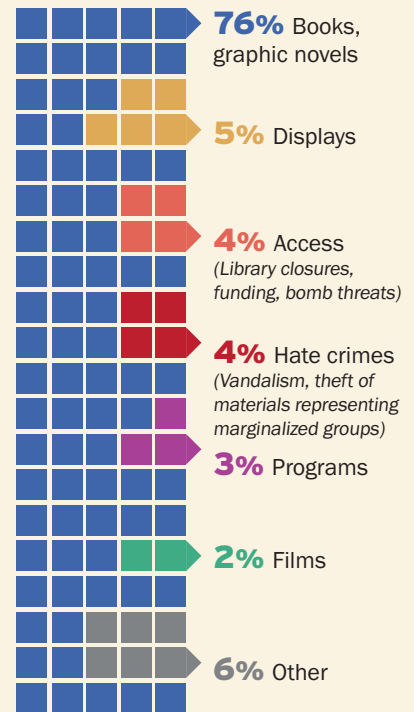
WHERE DO CENSORSHIP ATTEMPTS TAKE PLACE?



Statistics based on 1,247 cases with known locations.

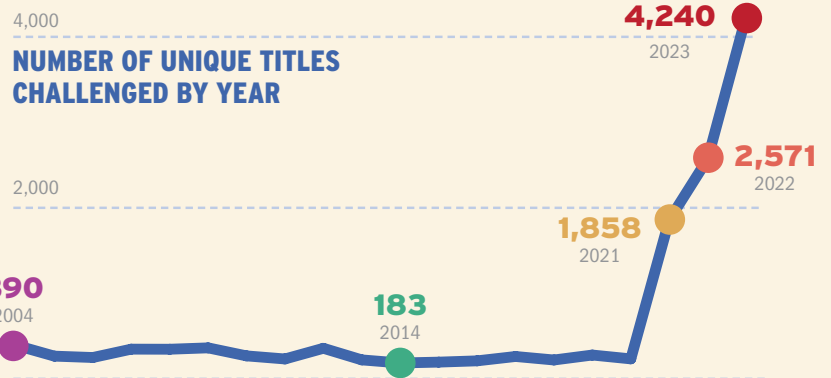
BOOKS AND BEYOND

ALA's Office for Intellectual Freedom tracked **1,247 censorship attempts** in 2023. Here's the breakdown:



CENSORSHIP ON THE RISE

The unparalleled number of unique titles targeted in 2023 marked a 65% increase over 2022. During the two decades prior to 2021, the average number of unique titles targeted per year was 273.



CENSORSHIP
STATISTICS
COMPILED BY:



OFFICE FOR
Intellectual Freedom
American Library Association